SHI LING®

ZHEJIANG SHILING SEMICONDUCTOR CO.,LTD.

Specifcation of products

:

:MDQ100A-T13

ZHEJIANG SHILING SEMICONDUCTOR CO.,LTD.

0578 3615066

323000

E-mail:smrshiling12@163.com

Http//www.smrshiling.com

02 2026.5

SYMBOL	CHARACTERISTIC	TEST CONDITIONS	T_j(℃)	VALUE			UNIT
				Min	Type	Max	
I_O	DC output current	Single-phase full wave rectifying circuit, T_C=100 ℃	150			100	A
V_{RRM}	Repetitive peak reverse voltage	V_{RRM} tp=10ms V_{RSM}= V_{DRM}&V_{RRM}+200V	150	600		2200	V
I_{RRM}	Repetitive peak current	at V_{RRM}	150			10	mA
I_{FSM}	Surge forward current	10ms half sine wave V_R=0.6V_{RRM}	150			1.50	KA
I^2t	I^2T for fusing coordination					11.4	A^2s*10^3
V_{FO}	Threshold voltage		150			0.80	V
r_F	Forward slop resistance					4.5	mΩ
voltage V_{FM}	Peak forward voltage	I_{FM}=100A	25				V
$R_{th(j-c)}$	Thermal resistance Junction to heatsink	Single side cooled				0.240	℃ /W

OUTLINE DRAWING & CIRCUIT DIAGRAM

0 0 F4 72 9 Tf 5.0051 0 TD( )]TJ /F32 9 T/9997 0 TD( )]TJ /4 11 9 Tf 1 i 15.12 0 TD( )]TJ ET419 i 553.56 532800.03398 0.479919 re4511 i 1

Rating and Characteristic

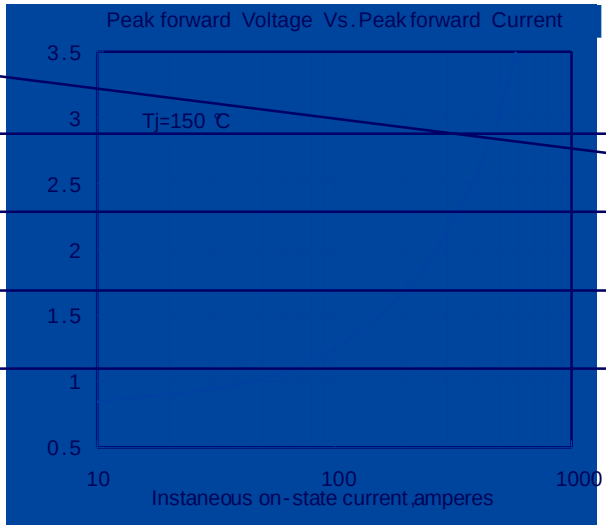

Fig.1



Fig.2

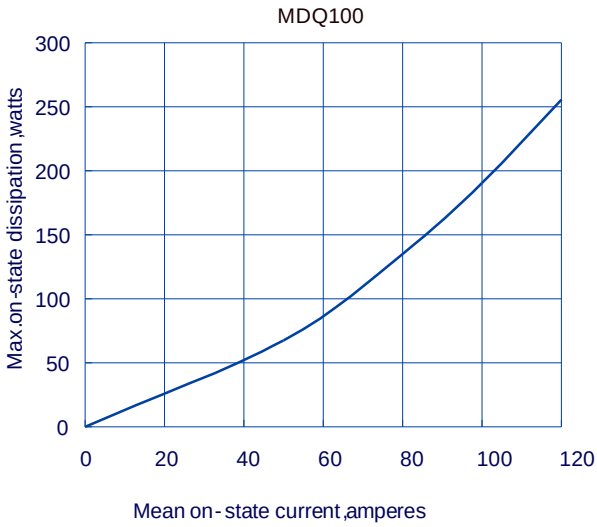

Fig.3

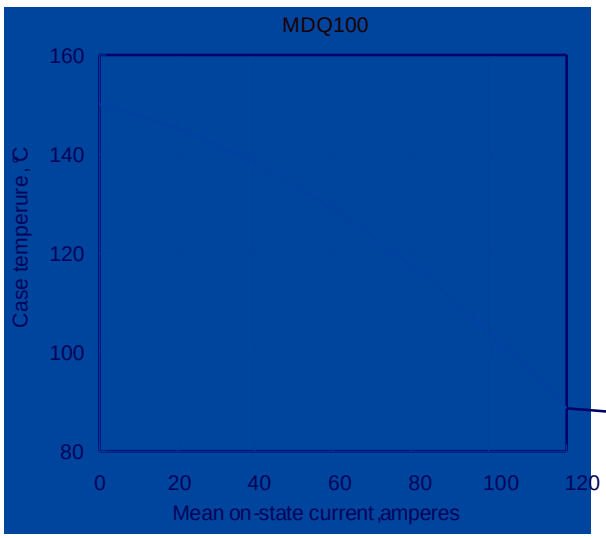

Fig.4

Fig.5

Fig.6

Outside Dimension

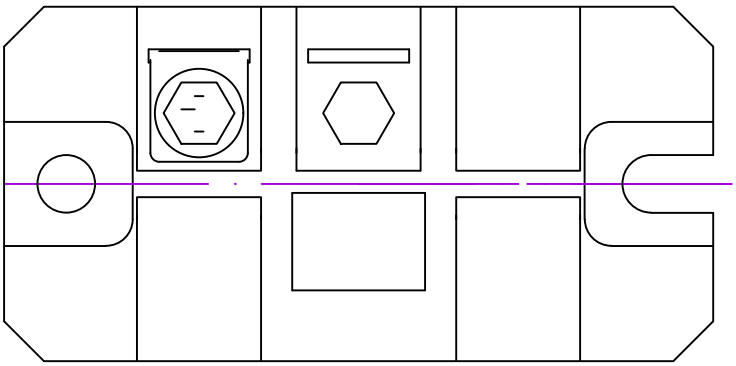

Dimensions (mm)